

DAWNRAYS PHARMACEUTICAL (HOLDINGS) LIMITED
東瑞製葯(控股)有限公司

(: 2348)

()	783,803	914,973	-14.3%	
()	459,919	403,248	+14.1%	
(%)	58.7%	44.1%	+14.6	
()	258,893	188,966	+37.0%	
()	205,145	153,099	+34.0%	
(%)	26.2%	16.7%	+9.5	
()	-	0.2547	0.1910	+33.4%
()	0.085	0.068	+25.0%	

() ()
 ()

	5	783,803	914,973
		<u>(323,884)</u>	<u>(511,725)</u>
		459,919	403,248
	5	18,728	17,197
		(99,412)	(112,749)
		(61,009)	(61,609)
		(56,529)	(53,521)
	6	<u>(2,804)</u>	<u>(3,600)</u>
	7	258,893	188,966
	8	<u>(53,748)</u>	<u>(35,867)</u>
		<u>205,145</u>	<u>153,099</u>
:		<u>205,145</u>	<u>153,099</u>
	10	<u>RMB0.2547</u>	<u>RMB0.1910</u>
- ,		<u>RMB0.2540</u>	<u>RMB0.1908</u>
- ,			

		<u>205,145</u>	<u>153,099</u>
	()/ :	(2,195)	2,240
()/		<u>(2,195)</u>	<u>2,240</u>
		<u>202,950</u>	<u>155,339</u>
	:	<u>202,950</u>	<u>155,339</u>

626,185	536,832
42,257	43,298
13,086	102,232
15,814	16,758
6,123	2,843
<u>703,465</u>	<u>701,963</u>

	87,581	155,887
11	200,062	381,203
	17,805	13,307
	5,440	5,896
	235,681	257,121
	443,366	205,771
	<u>989,935</u>	<u>1,019,185</u>

	107,385	245,139
12	99,809	95,859
	188,268	248,176
	11,173	7,177
	<u>406,635</u>	<u>596,351</u>

	<u>583,300</u>	<u>422,834</u>
	<u>1,286,765</u>	<u>1,124,797</u>

	3,475	3,884
	<u>35,010</u>	<u>29,176</u>
	<u>38,485</u>	<u>33,060</u>

	<u>1,248,280</u>	<u>1,091,737</u>
--	------------------	------------------

	85,348	84,973
	1,108,235	963,399
9	<u>54,697</u>	<u>43,365</u>
	1,248,280	1,091,737

	<u>-</u>	<u>-</u>
	<u>1,248,280</u>	<u>1,091,737</u>

1. :

() ()


(iii) (i) (i) (ii) (ii)

2.

12	10	27	
	32		
	36		
	39		
		21	
	2		1
	3		1
	13		
	1		

1

3



2

8

8

4.

- a) (2)
- b) ()
- (

4. ()

:

150,032	633,771	-	783,803
<u>64,775</u>	<u>-</u>	<u>(64,775)</u>	<u>-</u>
214,807	633,771	(64,775)	<u>783,803</u>

(30,769)	381,250	-	350,481
----------	---------	---	---------

_____:

17,143
(105,927)
<u>(2,804)</u>
<u>258,893</u>

:

364,818	550,155	-	914,973
<u>67,519</u>	<u>-</u>	<u>(67,519)</u>	<u>-</u>
432,337	550,155	(67,519)	<u>914,973</u>

(15,984)	290,059	-	274,075
----------	---------	---	---------

_____:

14,589
(96,098)
<u>(3,600)</u>
<u>188,966</u>

4. ()

147,513,000 (107,342,000)

5.

:

		<hr/>	
<hr/>		<u>783,803</u>	<u>914,973</u>
<hr/>			
		13,900	9,123
		267	220
		-	2,159
		2,484	3,926
		<u>1,715</u>	<u>1,673</u>
		<u>18,366</u>	<u>17,101</u>
<hr/>			
		158	96
		<u>204</u>	<u>-</u>
		<u>362</u>	<u>96</u>
		<u>18,728</u>	<u>17,197</u>

6.

		<hr/>	
		<u>2,804</u>	<u>3,600</u>

7.

:

*		321,251	508,622
		45,519	34,465
**		1,041	1,041
***		708	722
		<u>30,681</u>	<u>33,839</u>
		<u>31,389</u>	<u>34,561</u>
		846	873
		1,388	1,200
()	68,849	78,342
		2,968	1,412
		6,717	7,117
		3,081	3,175
		<u>11,850</u>	<u>12,413</u>
		<u>93,465</u>	<u>102,459</u>
		6,401	(2,159)
		2,177	12,517
		(442)	(38)
		15,074	5,591
() /	(204)	36
		(13,900)	(9,123)
		112	265
		550	6,880
		(158)	(96)
*	36,141,000		
**			

8.

50,089	31,307
1,105	74
<u>2,554</u>	<u>4,486</u>
<u><u>53,748</u></u>	<u><u>35,867</u></u>

6

16.5%

16.5%

25%

15%

15%

25%

10%

5%

8. ()

/

			<u>258,893</u>	<u>188,966</u>
(25%			
	25%)		64,723	47,241
			(28,082)	(19,472)
			11,282	7,816
			1,105	74
			130	81
			(1,909)	(1,893)
			6,499	2,699
			<u>-</u>	<u>(679)</u>
	20.76%	18.98%	<u>53,748</u>	<u>35,867</u>

9.

:	0.025 (0.02)	16,002	12,661
:	0.085 (:		
0.068)			<u>54,697</u>	<u>43,365</u>
			<u>70,699</u>	<u>56,026</u>

10.

805,342,789 (801,489,129)

:

205,145

153,099

805,343

801,489

-

:

2,391

864

807,734

802,353

11.

86,531

135,354

(437)

(879)

86,094

134,475

113,968

246,728

200,062

381,203

11.

()

	:		
90		62,080	102,845
91 180		13,667	29,404
181 270		6,279	2,146
271 360		2,465	-
		<u>1,603</u>	<u>80</u>
		<u><u>86,094</u></u>	<u><u>134,475</u></u>

	879	917
	<u>(442)</u>	<u>(38)</u>
	<u><u>437</u></u>	<u><u>879</u></u>

437,000

879,000

3
3

	62,080	102,845
	13,667	29,404
	<u>10,347</u>	<u>2,226</u>
	<u><u>86,094</u></u>	<u><u>134,475</u></u>

11.

()

	914,973,000)		14.3%	783,803,000 (
205,145,000 (153,099,000)		34.0%
				0.085 (
68,235,000 (54,697,000)		()
				(
)				0.025
0.11		34.5 %		

()

()

61.3% 46.8% 8.5% 19.0% 65.8% 40.6%

8.8% 23.2%

80.4% 66.7%

11.6%

1)

2)

ZL 201110135473.9

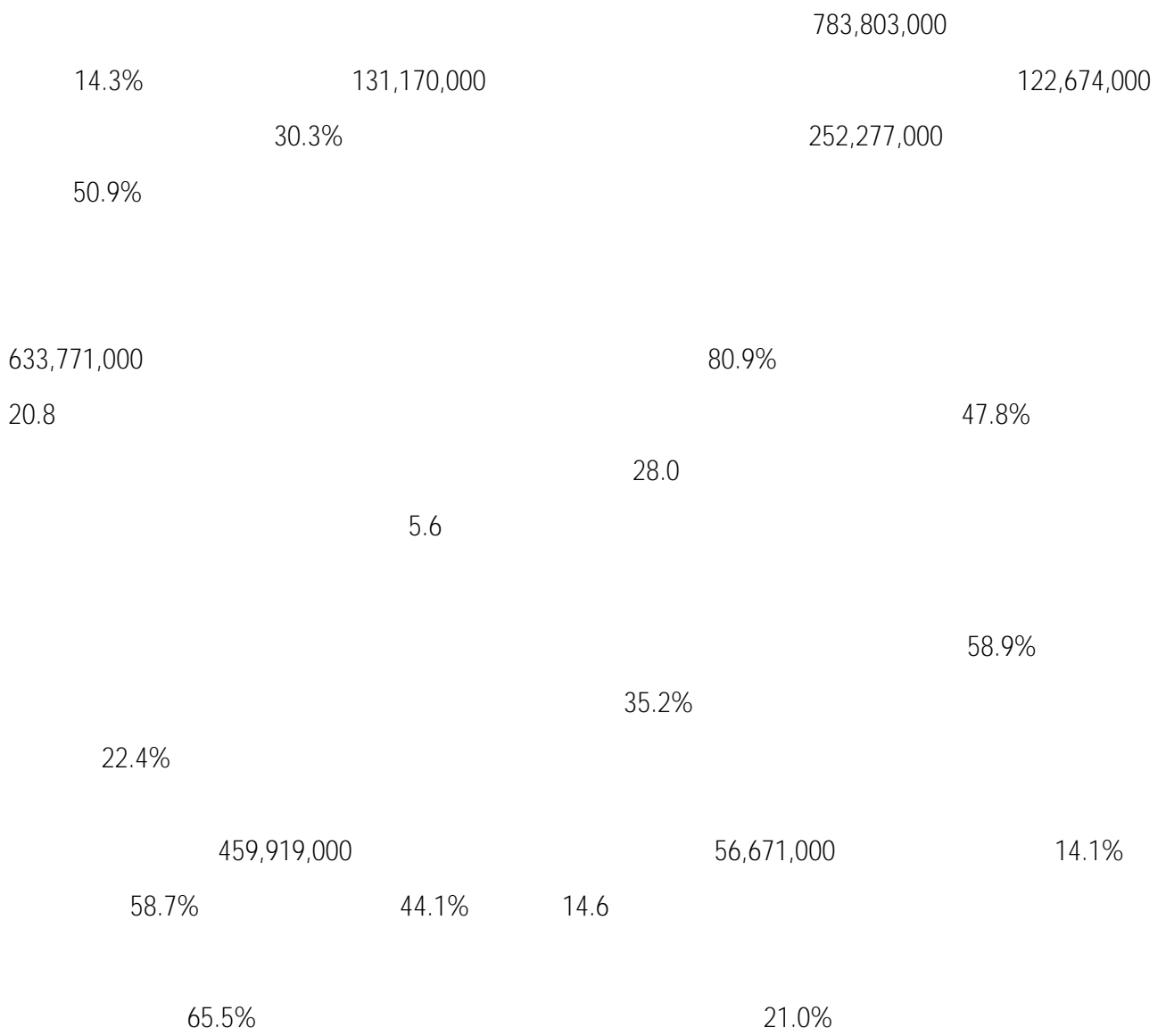
1) ()

2)

3)

OHSAS18001 NQA ISO9001 ISO14001

GMP



()	()	()	(%)	(%)
150,032		364,818		-214,786		19.1	39.9
633,771		550,155		83,616		80.9	60.1
783,803		914,973		-131,170		100.0	100.0

219,754,000

231,479,000

				1,248,280,000	
()	16.4% (
14.0%		2.43	2.22	51	
	133		135		
					443,366,000 (
		205,771,000)		
377,798,000	(231,262,000)		
46,668,000	(83,066,000)		
96,764,000	(95,130,000)		
				844,790,000	(
	913,073,000)		106,750,000	
				12,115,000	222,750,000
				+0.9%	1.5%
	185,983,000				
()	11.1%	(14.4%)
				87,581,000	(
155,887,000)				
				26,523,000	(
	91,355,000)			

()

950

93,465,000

(102,459,000)

214,715,000

(285,320,000)

()


()

A.2.1

0.085


0.085

(i)



(ii)

(i) (ii)



183

22